
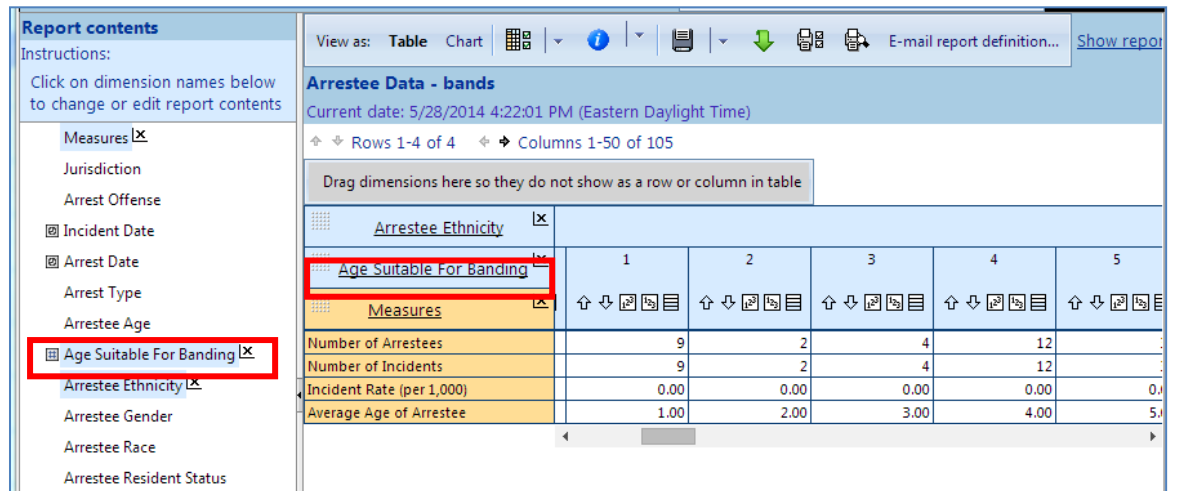


Perspective 6.0 Tutorial

Custom Bands

A custom band is a user-defined range of data values.

1. To apply custom banding, open the relevant dimension by clicking its name. A dimension suitable for banding is identified by a banding icon  to the left of its name in the **Report contents** area.



Report contents
Instructions:
Click on dimension names below to change or edit report contents

Measures

Jurisdiction


Arrest Offense

Incident Date

Arrest Date

Arrest Type

Arrestee Age






Age Suitable For Banding 

Arrestee Ethnicity

Arrestee Gender







Arrestee Race

Arrestee Resident Status

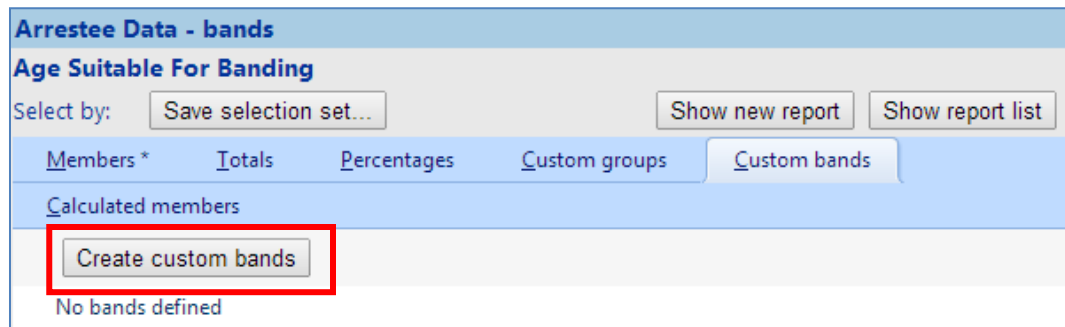
View as: Table Chart      E-mail report definition... Show report

Arrestee Data - bands
Current date: 5/28/2014 4:22:01 PM (Eastern Daylight Time)
Rows 1-4 of 4 Columns 1-50 of 105

Drag dimensions here so they do not show as a row or column in table

Arrestee Ethnicity <input checked="" type="checkbox"/>	1	2	3	4	5
Age Suitable For Banding 					
Measures <input checked="" type="checkbox"/>					
Number of Arrestees	9	2	4	12	
Number of Incidents	9	2	4	12	
Incident Rate (per 1,000)	0.00	0.00	0.00	0.00	0.00
Average Age of Arrestee	1.00	2.00	3.00	4.00	5.00

2. To create a custom band, open the **Custom bands** tab and click **Create custom bands**. (Note: Not all dimensions are suitable for banding. If a dimension cannot be banded, the **Custom bands** tab will not appear.)



Arrestee Data - bands
Age Suitable For Banding

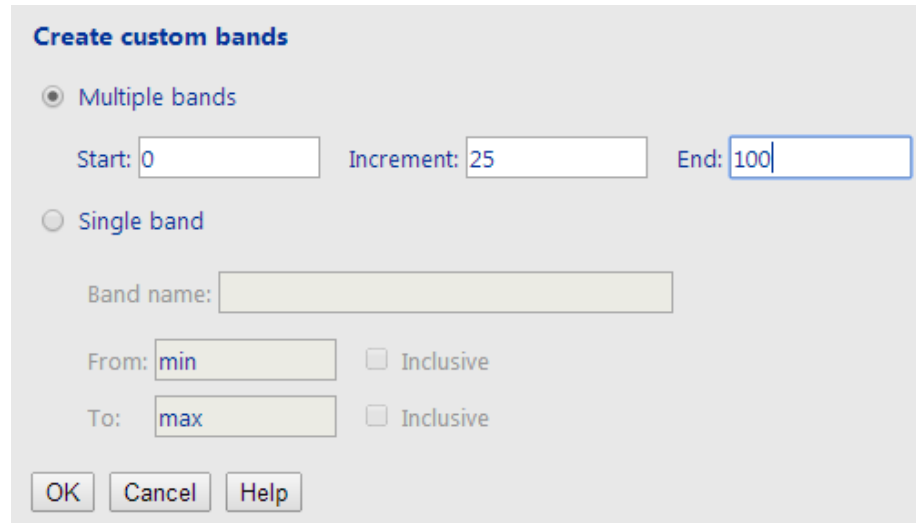
Select by:

Members * Totals Percentages Custom groups **Custom bands**

Calculated members

No bands defined

3. In this scenario, multiple bands will be created for all ages and each band will include 25 years.



The screenshot shows a dialog box titled "Create custom bands". It has two radio button options: "Multiple bands" (selected) and "Single band". Under "Multiple bands", there are three input fields: "Start:" with the value "0", "Increment:" with the value "25", and "End:" with the value "100". Under "Single band", there is a "Band name:" input field. Below that are two rows of "From:" and "To:" input fields, each with a "min" or "max" value and an "Inclusive" checkbox. At the bottom are "OK", "Cancel", and "Help" buttons.

4. The custom bands are displayed. Brackets indicate that the endpoints of the intervals are to be excluded (round brackets) or included [square brackets] from the band. The arrows allow you to change the ordering of the bands.
- * The first band defines age 0. Deselect this band so it is not included in the report.



The screenshot shows a window titled "Arrestee Data - bands" with a sub-header "Age Suitable For Banding". It features a "Select by:" dropdown menu with "Save selection set..." selected. Below are tabs for "Members", "Totals", "Percentages", "Custom groups", "Custom bands *", and "Calculated members". A "Select/Clear" section includes "All" and "Range..." options. A "Create custom bands" button is present. A list of bands is shown with checkboxes and sorting arrows. The first band, "(min, 0)", is highlighted with a red box and has its checkbox unchecked. The other bands are "[0, 25)", "[25, 50)", "[50, 75)", "[75, 100)", and "[100, max)", all with their checkboxes checked.

- Return to the **Members** tab and remove all previously selected **Age** members.

- Select **Show report** to view the revised table. The **Age Suitable for Banding** dimension shows the custom bands.

Arrestee Data - bands
 Current date: 5/28/2014 4:39:09 PM (Eastern Daylight Time)
 Rows 1-4 of 4 Columns 1-5 of 5

Drag dimensions here so they do not show as a row or column in table

Arrestee Ethnicity	All Arrestee Ethnicities				
Age Suitable For Banding	[0, 25)	[25, 50)	[50, 75)	[75, 100)	[100, max)
Measures					
Number of Arrestees	689,032	830,713	93,194	1,602	
Number of Incidents	570,802	767,501	91,030	1,595	
Incident Rate (per 1,000)	11.96	16.08	1.91	0.03	
Average Age of Arrestee	19.01	34.92	55.35	79.67	

- A single custom band can also be created. Remove the existing bands (using the X on the **Custom bands** tab) and create a single band containing only ages 13-19.

Create custom bands

Multiple bands

Start: Increment: End:

Single band

Band name:

From: Inclusive

To: Inclusive

- The single custom band has been applied to the table.

Arrestee Data - bands
 Current date: 5/28/2014 4:43:45 PM (Eastern Daylight Time)
 Rows 1-4 of 4 Columns 1-1 of 1

Drag dimensions here so they do not show as a row or column in table

Arrestee Ethnicity	All Arrestee Ethnicities
Age Suitable For Banding	Teens
Measures	<input type="button" value="↑"/> <input type="button" value="↓"/> <input type="button" value="123"/> <input type="button" value="123"/> <input type="button" value="☰"/>
Number of Arrestees	353,978
Number of Incidents	286,901
Incident Rate (per 1,000)	6.01
Average Age of Arrestee	16.85